

Puppy Owner's Handbook



Compassionate Care Animal Clinic
150 Victory Lane
Elkhart Lake, WI 53020
(920) 781-5057
office@ccacpetvet.com

Table of Contents

- Our Mission
- Vaccination Protocols
- Parasite Control
- Feeding and Nutrition
- Training
- Spaying and Neutering
- Avoiding Bad Habits



Mission Statement

Our mission is to enhance and promote the human-animal bond. We at Compassionate Care Animal Clinic pledge ourselves to helping pet owners better understand the role that they play in their pet's lives. We want every pet owner to be empowered with knowledge concerning their pet's healthcare needs. We vow to make a concerted effort to teach each pet owner about their pet's medical needs in a way that they can then advocate for their pet. We will only recommend those medications and procedures that are in your pet's best interest and backed by sound medical science. We want our pet care to be excellent yet affordable. Our goal is to exceed your expectations every time. This is our promise.



Important Phone Numbers

- **Animal Poison Control:**
- **(888) 426-4435**
- **The Pet Apothecary:**
- **Compounding Pharmacy**
- **(414) 247-8633**
- **Lakeshore Veterinary Specialists**
Port Washington
- **(262) 268-7800**
- **Fox Valley Animal Referral Center**
Appleton
- **(920) 993-9193**
- **Whelpwise:**
- **24 hour breeding, Whelping Assistance and Supplies**
- **(414) 247-8633**
- **Homeagain:**
- **Microchipping**
- **(866) 699-3463**



Rx: Pharmaceuticals For Home Use

- **Pain from vaccinations or arthritis**
- **Aspirin:** See next page for dosing.
- **Ibuprofen:** Consult your veterinarian
- **Do not administer to cats without consulting a veterinarian!**
- **Swelling from vaccinations or insect bites**
- **Benadryl or Dyphenhydramine:**
 - Give 1mg for every 2lbs of body weight one hour prior to event.
 - This may be repeated every 6 to 12 hours.
 - Side effects include sleepiness and incoordination. If this is seen, reduce the dose or increase the frequency.
- **Seasonal Allergies**
 - Give 1mg for every 2lbs of body weight one hour prior to event.
 - This may be repeated every 6 to 12 hours.
 - Side effects include sleepiness and incoordination. If this is seen, reduce the dose or increase the frequency.
- **Induce Vomiting**
- **Hydrogen Peroxide**
 - Give ¼ cup for every 20 pounds of body weight. Repeat every 15 minutes until your dog vomits.
 - Indications: Ingestion of rodenticides. Give immediately and call your veterinarian.
 - Consult poison control before inducing emesis for other potential toxins.
- **Motion Sickness**
- **Benedryl or Dyphenhydramine:**
 - Give 1mg for every 21/2 lbs of body weight one hour prior to event.
 - This may be repeated every 6 to 12 hours.
 - Use for itchy skin, swelling of the face and paw and generalized redness.
- **Sores, cuts and abrasions**
- **Neosporin:** Apply to affected areas as needed. Excellent for open sores.
- **Hydrocortisone Cream:** Apply to skin and or sores associated with itching.
- Apply prior to a walk or some other activity that delays your pet's licking.

NSAID Dosing

(Non Steroidal Anti-Inflammatory Drugs)

Warnings:

1. Xylatol: Avoid artificial sweeteners. Medications containing xylatol are toxic to your pet's liver.
2. Never give NSAIDs to cats without consulting your veterinarian!!!!



Aspirin

(Enteric-Coated Is Preferred)

Weight of dog in pounds (or kilograms)	Number of tablets each 12 hours	mg
8 lbs (3.6 kg)	1/2 baby aspirin or less	40 mg
16 lbs (7.2 kg)	1 baby aspirin	80 mg
32 lbs (14.4 kg)	1/2 adult or 2 baby	160 mg
48 lbs (21.6 kg)	3/4 adult or 3 baby	240 mg
64 lbs (28.8 kg)	1 adult or 4 baby	320 mg
80 lbs (36 kg)	1 1/4 adult or 5 baby	400 mg
96 lbs (43.2 kg)	1 1/2 adult or 6 baby	480 mg

Diphenhydramine / Benadryl

(Max Dose: The number of milligrams should equal 1/2 of your pet's body weight in pounds. May repeat every 8 to 12 hours).

Example: A dog weighing 50 pounds can receive 25mg

Vaccines

What You Need To Know



Vaccine Safety



Vaccine Safety Statement:

“Compassionate Care Animal Clinic will not offer or recommend a vaccine unless the benefits of that vaccine far outweigh the risks. It is our pledge that your pet’s well being is our foremost concern”.

Vaccine Safety Concerns:

1. Vaccines are designed to cause local inflammation and irritation. This process of inflammation causes white blood cells, mainly lymphocytes, to investigate and search for the cause of irritation. Once located, these cells return to lymph nodes to create antibodies against the bacteria and/or virus contained in the vaccine.
2. Post Vaccine Reactions:
 - a. Normal: Local swelling, pain at the injection site, a mild fever, fatigue and a loss of appetite for up to 48 hours.
 - b. Mild Concern: Fatigue and loss of appetite exceeding 48 hours. Vomiting once.. Depression to the point that your puppy will not leave it's bed even when coaxed. **Please call for guidance.**
 - c. Abnormal: Swelling of the face and feet. This is an allergic reaction. Rarely serious. **Call the clinic immediately for guidance.**
 - d. Severe: Persistent vomiting, pale gums, collapse: This may be anaphylactic shock and should be treated as an emergency.

Vaccines Offered



1. DHLPP (Distemper, Hepatitis, Leptospira, Parainfluenza and Parvo)

- Distemper: Virus that attacks rapidly dividing cells of the brain and lungs and GI tract. 90% of infected dogs die.
- Hepatitis (Canine adenovirus type 1 or 2): Virus that attacks the liver and kidneys of young dogs
- Leptospirosis: Bacteria that is carried in the urinary tract of skunks and raccoons and is found in stagnant water such as ponds and puddles existing beyond two days. Attacks the kidneys.
- Parainfluenza: Part of the kennel cough complex. Immunosuppressive. Allows the entry of other viruses and bacteria. Extremely contagious.
- Parvo Virus: Attacks the cells of the small intestines causing bleeding, malabsorption and severe dehydration.
- This combination is given to puppies, 1 year old dogs and then every three years with the rabies vaccine

2. Leptospirosis 5 serovars (L. canicola, L. grypotyphosa, L. Icterhemorrhagiae, L. bratislava and L. autumnalis. Hence the name L5)

- Bacterial portion of the DHLPP vaccines:
- Abundant in skunk and raccoon urine and stagnant water such as ponds and puddles.
- Is required each year because bacterial vaccines do not stimulate the immune system beyond this period.
- Pathogenesis: Destroys the filtration units (glomeruli and the collecting ducts of the kidney).
- Zoonotic: Contagious to humans.
- Number one cause of renal disease in Wisconsin.

3. Rabies (Rhabdoviridae family of RNA viruses)

- Bats, raccoons and skunks are most common carriers in the state of Wisconsin.
- Puppies are vaccinated at 16 weeks. Wisconsin state law requires it be done by 5 months.
- Second vaccine must be administered before one year after first vaccine is given
- All subsequent vaccinations are required every 3 years
- Zoonotic disease: Readily transfers to humans. Fatal in all but three human cases.
- Manifests in two ways: Mad (angry, foaming, aggressive) and Dumb (unnaturally friendly)



4. Lymes (Burellia burgdorferi)

- A bacterial infection that is carried by the Deer Tick (Ixodes scapularis)
- B. burgdorferi is a bacteria that exists in the salivary glands and gut of the deer tick
- The disease process begins as a mild fever and very painful joints. It eventually attacks and destroys kidney tissue sometimes as late as 18 months after the infected tick has fed and transmitted the bacteria to the dog.
- Emerging in this area; this is no longer considered a disease of the "north woods".
- Prevention: Two initial vaccinations one month apart and then annual boosters, flea collars and/or monthly application of an approved "top spot" such as Frontline Plus Do not use over-the-counter products with permethrins. They are hazardous to your pet and do not work well.
- Zoonotic Disease

5. Kennel Cough (Bordetella bronchiseptica)

- Bacteria that inhabits the upper respiratory system of dogs. Common in area of high pet traffic, such as shelters, groomers, and yes, even veterinary offices.
- Begins as a dry, nonproductive cough. Can become a serious pneumonia if not treated.
- Generally found in conjunction with Parainfluenza and adenovirus type 1. Each of which are covered in the DHLPP vaccine
- Preventable with either an injection or intra-nasal spray. The injection offers a better immune response, but requires 28 days to be considered fully protective for 1st time vaccinates.

Vaccination Schedule


- ## Puppies

6 weeks:	Distemper, Parvo, Parainfluenza, Hepatitis, <u>No</u> leptospira
9 weeks:	DHLPP, Lymes
12 weeks:	DHLPP, Lymes, Kennel Cough
16 weeks:	DHLPP, Rabies

- ## Adults

1 year:	DHLPP, Rabies, Lymes
2 years:	Leptospira, Lymes (Bacterial vaccines)
3 years:	Leptospira, Lymes (Bacterial vaccines)
4 years:	DHLPP, Rabies, Lymes
5 years:	Leptospira, Lymes
6 years:	Leptospira, Lymes
7 years:	DHLPP, Rabies, Lymes
8 years:	Leptospira, Lymes
9 years:	Leptospira, Lymes
10 years:	DHLPP, Rabies, Lymes
11 years:	Leptospira, Lymes
12 years:	Leptospira, Lymes
13 years:	DHLPP, Rabies, Lymes
14 years:	Leptospira, Lymes
15 years:	Leptospira, Lymes
16 years and beyond:	Rabies only






Parasites



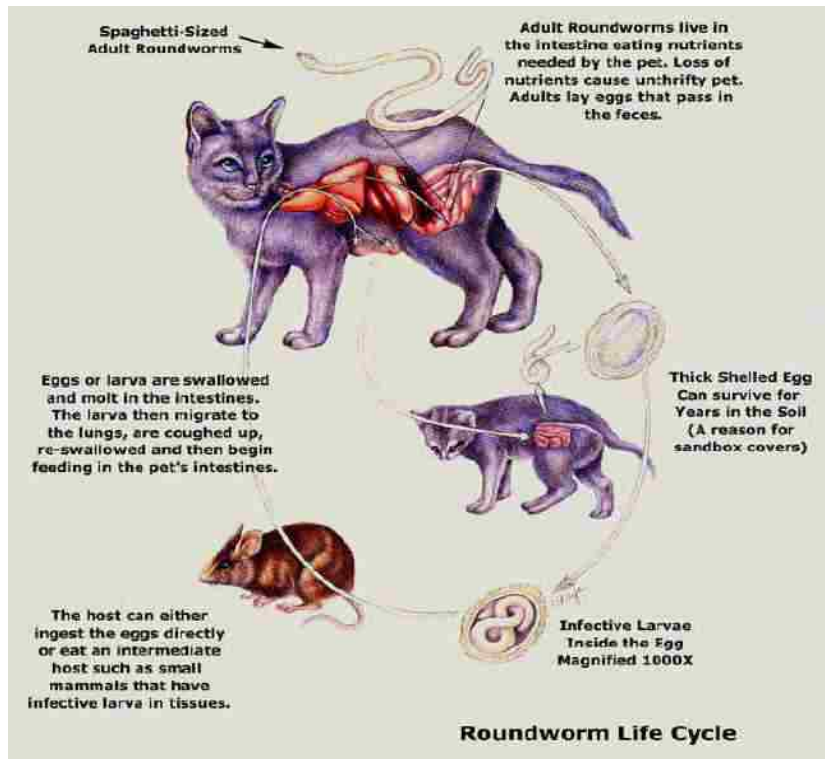
1. Roundworms
2. Tapeworms
3. Hookworms
4. Whipworms
5. Heartworm Disease
6. Giardiasis
7. Coccidiosis



Hey buddy, start eatin' more... I've got a family to feed in here!

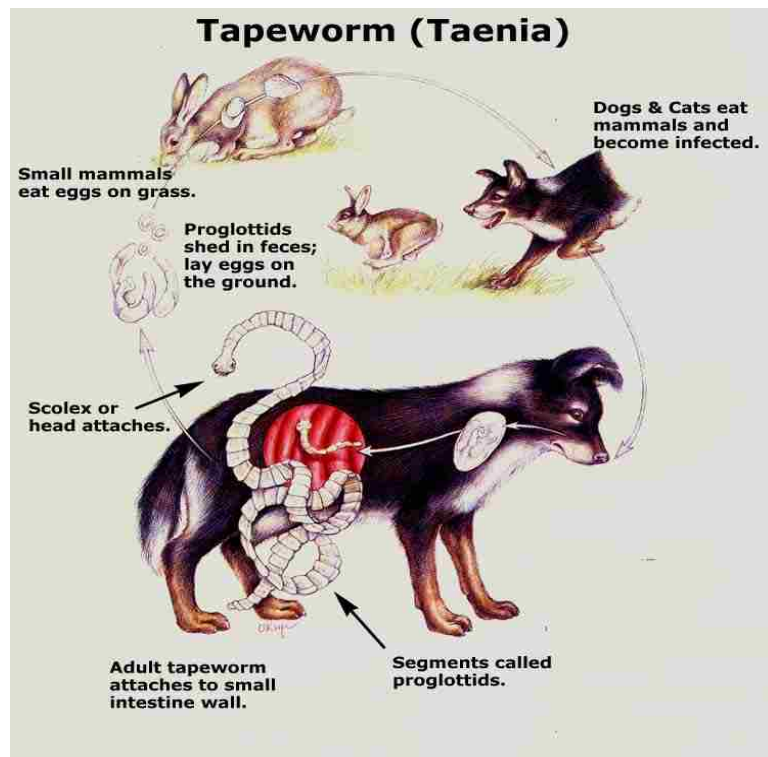
Roundworms

- **Transmission:** Fecal-oral (direct contact of egg and mouth) or by eating an intermediate carrier (host). Most newborns have mild to heavy round worm burdens due to transplacental migration while in the uterus
- **Zoonosis:** Roundworms are infectious to humans, especially children and the **immunosuppressed**. There are 15,000 cases reported annually in the U.S.
 - Cover sandboxes
 - Wash hands
 - Don't allow your pet to lick you, especially your face
 - Quarterly fecal exams are suggested
- **Treatment:** Two doses of Pyrantel Pamoate by mouth two weeks apart.
- **Prevention:** Annual fecal exams are recommended. Please bring a fecal sample whenever your pet is vaccinated.



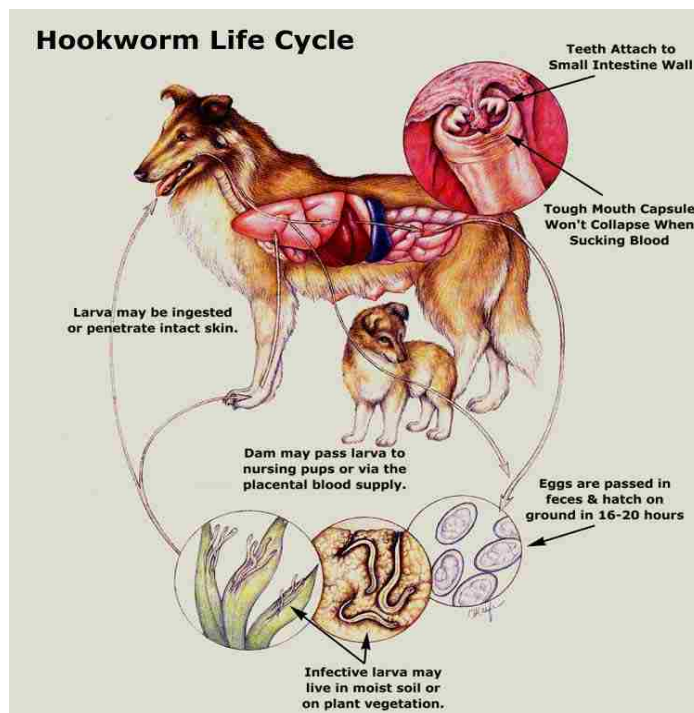
Tapeworm

- **Transmission:** Acquired by eating the intermediate host (Fleas, birds, rabbits, rodents). Appear as “rice” on your dog’s tail base and bedding.
- **Zoonosis:** Tapeworms are infectious to humans. Transmission requires the ingestion of an intermediate host. **Fleas are most common.**
 - Treat all pets with a good quality flea repellent such as Frontline Plus or Advantix
 - Good personal hygiene. Don’t allow you pet to roam and eat wild animals.
 - Don’t allow your pet to lick you, especially your face
 - Annual fecal exams are suggested
- **Treatment:** One dose of Drontal by mouth or subcutaneous injection.
- **Prevention:** Annual fecal exams are recommended. Please bring a fecal sample whenever your pet is vaccinated



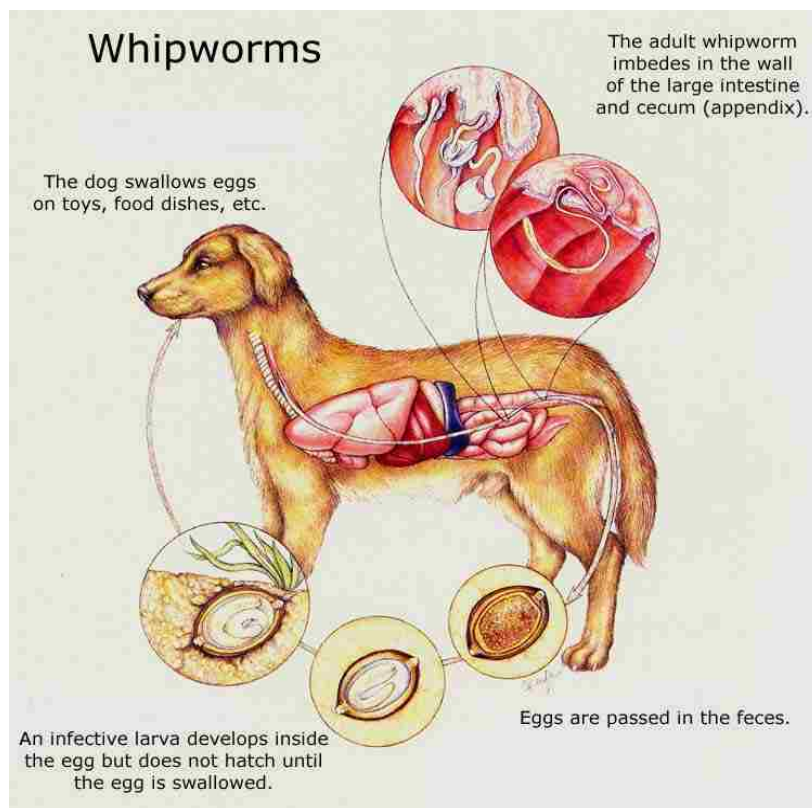
Hookworms

- **Transmission:** Fecal-oral (direct contact of egg and mouth) or by penetration of the skin
- **Zoonosis:** Hookworms are infectious to humans, especially children and the immunosuppressed
 - Cover sandboxes and don't attend swimming areas that allow pets
 - Wear gloves when cleaning cat litter pans
 - Quarterly fecal exams are suggested
- **Treatment:** Three doses of Fenbendazol by mouth for three days.
- **Prevention:** Annual fecal exams are recommended. Please bring a fecal sample whenever your pet is vaccinated



Whipworms

- **Transmission:** Fecal-oral (direct contact of egg and mouth) or by eating an intermediate carrier (host). Neonatal puppies may have mild to heavy round whipworm burdens due to transplacental migration while in the uterus.
- **Zoonosis:** Not contagious to humans
- **Treatment:** Two doses of Pyrantel pamoate by mouth two weeks apart
- **Prevention:** Annual fecal exams are recommended. Please bring a fecal sample whenever your pet is vaccinated



Heartworm

- **Transmission:** Larvae are carried by mosquitoes that have fed on heartworm infected canines (dogs, wolves, coyotes, fox, etc). The larvae develop within the mosquito's salivary glands for 72 hours. During this period, the larvae develop from stage L1 to L2. After three days, infected mosquitoes deposit L2 larvae into other canine hosts. The larvae mature as they migrate throughout the dog's vasculature. Maturation in the dog involves three stages (L3, 4 and 5), requiring 120 days. L5 larvae attach to the right ventricular wall of the heart and the pulmonary artery where they molt to become adults. The canine heart can accommodate up to 22 adult heartworms. Once established, adult heartworms cause severe damage to the endothelium (lining of the blood vessels). 1/100 untreated dogs are infected in Wisconsin.
- **Zoonosis:** Not contagious to humans
- **Symptoms:** Dogs may not manifest symptoms until irreversible damage is done to the heart, pulmonary artery and lungs. Advanced symptoms include: Dry cough, difficulty breathing, exercise intolerance and in some cases sudden death.
- **Prevention:** Monthly application of a veterinary recommended larvicide is critical. The key is to destroy the larvae before they reach the heart.
- **Treatment:** Ridding a dog of adult heartworms is difficult, expensive and extremely dangerous to your pet.



Fleas

- Insect (arthropod with six legs, abdomen and thorax). Fleas spend the majority of their life cycle on the host. The female lays her eggs on other substrates (carpeting, furniture, grass, sandboxes).
- Zoonotic: Fleas will take a blood meal off of humans if pets are removed from the house for several days. Fleas can carry other diseases and parasites such as tapeworm.
- Symptoms: Observing fleas, scratching, chewing, red dots on skin, brown debris in fur. The fur may have what appears to be small coffee grounds. This is digested blood or flea poop.
- Allergies: Some dogs and cats are allergic to flea saliva. One flea can cause some individuals to have severe hair loss and be extremely itchy.
- Prevention: There are several excellent products available. They are safe, easy to apply and economical.
- Flea Life Cycle:



Deer Ticks

(Lyme Disease)

- **Arachnid:** Arthropod with eight legs, similar to spiders. The difference is that ticks do not have heads. They are an oval-shaped arthropod with scissor-like cutting parts protruding from the mouth.
- **Distribution:** Found throughout the United States. Wisconsin is one of the most heavily infested states. Ticks are found in every habitat, preferring wooded and grassy areas.
- **Transmission:** Lyme is a spirochete (corkscrew-shaped) bacteria that is carried by the white footed mouse. Deer ticks that feed on infected white footed mice are able to transfer the bacteria to other mammals. Transmission requires an infected deer tick to be embedded for at least 24 hours before the bacteria is transferred to the host. Some parasitologists believe that the tick must be actively taking a blood meal for at least 50 hours before the bacteria can be transferred.
- **Disease: Stage I:** Lameness. Dogs may acquire what is called a shifting-leg-lameness. Early infection involves the proliferation of bacteria inside the joint capsules of various joints. This can lead to an extremely painful arthritis. This stage can last days to weeks, where the lameness manifest in different joints. **Stage II:** Renal Disease. The bacteria infects and destroys the filtration units (glomeruli) of the kidneys. The damage is irreversible, so early intervention is critical.
- **Prevention:** Vaccinations are paramount. The vaccine is, by far, the most effective method of prevention. Modern tick and flea products are extremely effective at killing ticks before the bacteria can be transferred. The weakness in remembering to administer them every month, on time and year round.
- **What about vaccinating dogs that have already been exposed to the lyme bacteria?** There are several serovars (different strains) of the lyme bacteria. A dog that has been exposed, is carrying only one of the serovars. Also, infection does not necessarily guarantee good immunity.



The nymph (immature tick, 1st year of life) is the size of the head of a pin. The chance of finding one in a pet's fur is remote.

Tick, Flea and Heartworm Prevention

Tick and Flea

- **Vectra 3D:** Topical placed from tail base to the base of the neck. Repels Mosquito, ticks and fleas. Kills ticks and fleas.



- **Bravecto:** Chewable that kills ticks and fleas for 12 weeks.



- **NexGard:** Chewable that kills ticks and fleas for 30 days.



Heartworm

- **Interceptor Plus:** Kills Heartworm larvae, roundworms, hookworms, whipworms and tape worms.



- **Heartgard Plus:** Kills heartworm larvae, roundworms and hookworms.




- **Simparica Trio:** Kills Heartworm larvae, ticks, fleas, roundworms and hookworms for one month.



Giardia

- Protozoan: Single-celled organism found abundantly in streams and perpetually wet areas.
- Zoonotic: Very contagious to humans, either fecal-oral from pet or by drinking from infested waters.
- Symptoms: A severe non-retractable diarrhea (Oooh, it just won't quit).



ADAM.

Coccidiosis

- **Protozoan:** Single-celled organism found abundantly in streams and perpetually wet areas. Coccidia and Giardia are the most common protozoal infection of humans and dogs in the Northern United States.
- **Transmission:** Fecal-oral from pet or by drinking infected water
- **Zoonosis:** Contagious to humans from infected pets or wet areas.



Nutrition



- **The Dog Food Myth**
- **Feeding According To Age**
- **Food-Related Problems**
 - Bone and Joint Development
 - Obesity
 - Allergies
 - Skin
 - Changing Dog Foods



The Dog Food Myth

(What Should I Feed and Why?)

1. Too often, pet food is selected on the recommendation of a friend, a breeder or in the case of Blue Buffalo, an excellent advertising campaign.

2. So, what makes a pet food truly great? Answer:

a. Being manufactured by a **science-based company**.

b. These companies are Hills Science Diet, Purina and Royal Canin.

c. These companies exhaust millions of dollars annually in research.

b. Many diagnostic tests are co-funded by these companies. This allows tests to be less expensive, and in many cases free.

3. Does this mean that all pets will never have dietary related issues if fed a dog food from one of these companies? Of course not. That would be like saying that all people can, equally, eat and enjoy the same foods. This is why each of these companies offer so many excellent varieties.

4. Therapeutic Diets: Each of the above mentioned companies offer outstanding therapeutic diets. These diets are formulated to assist in the healing of many diseases of the kidney, liver, liver, pancreas, GI tract, urinary tract, diabetes, obesity, diseased joints and the aging brain. We at Compassionate Care Animal Clinic pledge that we have personally seen the benefits of these diets in the management of diseased organs. They work!!!

5. So, why all of the confusion surrounding pet foods? The answer: A conflict of interest. Pet food companies are constantly competing for a niche in the ever-growing pet food industry. There are truths, statements of omission and misleading statements. We are constantly bombarded with information. Consumers can elect to believe excellent advertising campaigns, follow social media and the opinions of others, or we can follow the science.

Feeding Schedules

- **6 weeks to 4 months:**
 - Feed four times daily if practical. 3x feeding is fine.
 - Allow puppy to run and frolic for 15 – 30 minutes prior to eating.
 - Warm water can be added the first few days to encourage scheduled eating.
 - Allow puppy ample time to eat, 15 minutes is usually plenty.
 - Take puppy out to potty immediately following eating and then engage in light play only until nap time (~30 minutes).
- **4 – 6 Months:**
 - Feed three times daily. Two if three is not practical.
 - Continue to follow each of the above rules.
 - Play time may be extended, but always prior to eating.
 - Carefully monitor your puppy's body condition. Overfeeding can lead to many problems, particularly joint development.
 - Your puppy will take on a lanky appearance toward six months, as this is a period of accelerated growth.
- **6 Months to 1 Year:**
 - Feed twice daily.
 - Skeletal growth will begin to slow and muscle development accelerates.
 - Monitor body condition...Watch that abdominal tuck!!!!
- **Beyond:**
 - Once daily feedings is adequate and the evening is the best.
 - Don't allow your young adult to eat too fast and limit activity following eating. A leash walk one hour after dinner is fine.



“Please don’t let this happen to me!”

Diet Related Disorders

- **Joint Development:**
 - Over-conditioning and excessive exercise places stress on developing joints, particularly the hips, elbow and shoulders. Obesity in developing puppies is one of the greatest factors influencing hip dysplasia (improper development).
 - Large breed puppies (Labradors, Rottweilers, etc) require a “Large Breed Growth” diet. These are dogs that will achieve a weight of 45 pounds or larger.
- **Obesity**
 - Once started, obesity can be difficult to control. Fat cell numbers can be increased but not decreased. Fat cells can be shrunken, but their numbers remain the same.
 - Excess weight is a burden to many body systems. Diabetes, poor hair coat, liver disease and musculoskeletal distress are only a few.
- **Allergies**
 - Food allergies manifest as skin disorders and/or GI disorders.
 - Continued itching and scratching, ear infections, dry or greasy skin can be the result of allergies to one or more ingredients in your puppies diet.
 - Persistent diarrhea can also be the result of food allergies.
- **Skin and Hair Coat**
 - A dull and flaky hair coat is frequently associated with poor quality puppy foods and/or intestinal parasites.
- **Changing of Foods**
 - Pick a good quality puppy food and stay with it. Dogs don’t require variety. Doing so can result in the development of allergies, diarrhea, finicky behavior and obesity.
 - Sometimes a change is required – Mix the current and new food 50:50 and increase the new food over a five day period.
 - Consult with your veterinarian before changing.
- **Table Scraps and snacks....Yes, they’re OK**
 - Very limited. Less than 10% of the overall diet.
 - Lean meats and vegetables are best.
 - Avoid overly rich, fatty foods such as wieners, sausages and starches (potatoes and breads).
 - Avoid chocolate, grapes and raisins, they can be toxic.
 - Always give food away from the dining table, to discourage bad behavior.

Body Condition

Scoring Chart



Nestlé PURINA

BODY CONDITION SYSTEM

TOO THIN

1

Ribs, lumbar vertebrae, pelvic bones and all bony prominences evident from a distance. No discernible body fat. Obvious loss of muscle mass.

2

Ribs, lumbar vertebrae and pelvic bones easily visible. No palpable fat. Some evidence of other bony prominence. Minimal loss of muscle mass.

3

Ribs easily palpated and may be visible with no palpable fat. Tops of lumbar vertebrae visible. Pelvic bones becoming prominent. Obvious waist and abdominal tuck.

IDEAL

4

Ribs easily palpable, with minimal fat covering. Waist easily noted, viewed from above. Abdominal tuck evident.

5

Ribs palpable without excess fat covering. Waist observed behind ribs when viewed from above. Abdomen tucked up when viewed from side.

6

Ribs palpable with slight excess fat covering. Waist is discernible viewed from above but is not prominent. Abdominal tuck apparent.

7

Ribs palpable with difficulty; heavy fat cover. Noticeable fat deposits over lumbar area and base of tail. Waist absent or barely visible. Abdominal tuck may be present.

8

Ribs not palpable under very heavy fat cover, or palpable only with significant pressure. Heavy fat deposits over lumbar area and base of tail. Waist absent. No abdominal tuck. Obvious abdominal distention may be present.

9

Massive fat deposits over thorax, spine and base of tail. Waist and abdominal tuck absent. Fat deposits on neck and limbs. Obvious abdominal distention.



1



3




5



7



9



The BODY CONDITION SYSTEM was developed at the Nestlé Purina Pet Care Center and has been validated as documented in the following publications:

Mawby D, Borges JW, Moyers T, et al. Comparison of body fat estimates by dual-energy x-ray absorptiometry and deuterium oxide dilution in client owned dogs. *Compendium* 2001; 23 (9A): 70

Lafontaine DP. Development and Validation of a Body Condition Score System for Dogs. *Canine Practice* July/August 1997; 22:10-15

Kealy, et al. Effects of Diet Restriction on Life Span and Age-Related Changes in Dogs. *JAVMA* 2002; 220:1315-1320

Call 1-800-222-VETS (8387), weekdays, 8:00 a.m. to 4:30 p.m. CT



Nestlé PURINA

House Breaking

- Be consistent, patient, rewarding and gentle. Remember, this too will pass. Your relationship with your pet will last years beyond this brief, yet trying time.
- **Crate Raising or Kennel Training is the best method:**
 - The crate should be big enough for your puppy to stand up, turn around and lay down. Any bigger and he/she will be more apt to soil in a corner.
 - This should be your puppy's home and the place where he/she spends the majority of the day. Keep your puppy kenneled whenever you are not actively observing all activities.
 - Set a schedule and stick to it. Barking and whining should be ignored after 12 weeks of age. Place the crate in an area that allows you to sleep at night. Expect some soiling during the night for the first few weeks.
 - **Scheduled Outings:**
 - Immediately take your puppy outside to allow it to void (you may need to carry a younger puppy outside).
 - Give your puppy adequate time to urinate and defecate – Immediate rewards with snacks is an excellent reinforcement. 15-30 minutes is adequate.
 - Take your puppy in for feeding and water.
 - Once fed, your puppy will need to use the bathroom again. Puppies frequently defecate following a meal – Don't forget the treat!!!!
 - 15 – 30 minutes of light play is great after a meal. Chewing of toys, no running.
 - Then it's bedtime. Back to the kennel until the next scheduled outing.
 - **Accidents: Be gentle, yet abrupt:**
 - It is essential that you catch your puppy in the act.
 - Raise your voice and say "no" or "no potty", say it firmly but don't be overbearing.
 - Scoop up your puppy and take him/her outside to finish – don't forget the treat!!!!
 - Remove all traces of your puppy's "handiwork" from flooring. Odor must be eliminated.
 - Keeping your puppy on solid surfaces such as wood or linoleum will make life easier.
 - Remember, some puppies may require months of reinforcement before they can be trusted. Your puppy may regress for a brief period also, just remain consistent and all will work out. Don't hesitate to return to the kennel training if your puppy begins to regress.
 - **Bedding:**
 - Use something that is easily removed and laundered.
 - Cedar shavings are excellent, but can be messy. They are very absorbent and control odor. Also, puppies will not eat them.
 - Don't use materials that are not easily cleaned. Don't use materials that your puppy can destroy and swallow.
 - **Toys:** Rubber is great, keep them clean and free of cleaners and filth



Spaying and Neutering



NOT LISTENING



12 Months Is Recommended

- Waiting until 12 months gives your puppy time to develop fully.
- There is a 15% reduction in hip dysplasia, ACL tears, obesity and lymphoma as compared to spay/neuter procedures done prior to 12 months.

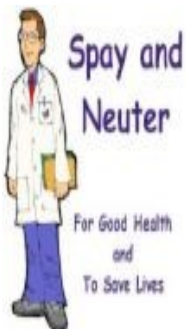
Pet Safety

– Females (Spaying):

- Mammary Carcinoma: Non-spayed females are far more likely to get mammary cancer.
- Pyometra “Pus of the uterus”: This is a very serious and potentially deadly infection. Pyometra can result from early termination of pregnancy or post-heat fluid accumulation in the reproductive tract. The latter is the most common. Any abnormal discharge from the vulva should be investigated by your veterinarian.
- Pseudo pregnancy: An un-bred female can exhibit signs of pregnancy following a heat cycle. She may develop mammary tissue, begin “nesting” by hiding stuffed toys and clothing. She may become despondent or depressed as time goes on. She may even aggressively protect “her” possessions. A simple test can be used to assess pregnancy status.

– Males (Neutering):

- Males will begin to display male behaviors around 7 to 9 months of age.
- Aggression, roaming, poor focus and unwanted pregnancies can be avoided by neutering.
- All males with non-descended testicles by the age of 9 weeks should be neutered. Abdominally retained testicles can result in aggression behavior and testicular tumors. This is a heritable trait and the male should not be used for breeding.



Avoiding Bad Habits

- **Barking:**

- Don't encourage it with treats. A cute barking puppy will become an obnoxious barking dog.
- Use voice commands only, for puppy's under 12 weeks of age.
- Become more insistent as time goes on, demand that he/she respects you.
- Hitting is not a good idea. Throw a "wadded" towel, shake a can of stones, use a squirt gun, etc.

- **Biting: Be firm, patient and persistent:**

- Don't allow your pet to chew on you
 - 1st: try to redirect your puppy's attention to something else. Don't use food, this may appear as a reward.
 - 2nd: If your puppy is persistent, place your hand over his/her mouth and say "no" in a firm voice. Then redirect with a toy.
 - 3rd: If your puppy is becoming more aggressive and snarling, then pick him/her up by the underarms and suspend him/her there until he/she stops struggling.
 - Finally: Maybe it's bedtime. Take your puppy out to go potty and then it's off to the kennel for a nap. Don't act mad and don't feel bad.
- Hold your puppy's feet and insist that he/she tolerates it. Early nail trimming is an excellent idea. Show your puppy that you are not hurting him/her and that it is ok. Don't forget the reward after you are done.
- Take your puppy's food dish and toys away several times each week, have the children do the same. Immediately discourage any signs of aggression, no matter how slight. Your puppy must understand that everything belongs to you, not him/her.



- **Jumping: Think of muddy feet and bad manners:**

- A dog that is allowed to jump on people, counters, cars, etc. lacks proper respect and shows a lack of discipline.
- Begin with young puppies by saying "No" and pushing the puppy down.
- Be firm and more demanding once your puppy is 12 weeks
- Larger dogs will discourage quickly if blocked by a raised knee or stepping on their toes.

- **Aggression: Don't tolerate it....Ever!!!**

- Be calm in all situations. Your pet can feel and will emulate your moods.
- Insist that your puppy behaves him/herself no matter what the situation is. Your responsibility is to get your puppy into as many different situations as possible, as early as possible without overwhelming him/her.
- Again, play with your puppy's feet and remove his/her food and toys periodically. Remember, you are in charge and everything is yours, not your dog's.

- **Destructiveness:**

- Don't expect puppy chewing to stop before one year, sometimes two.
- Keep puppies kenneled when you are not present.
- Have plenty of toys available to distract and redirect your puppy.
- There are many spray-on products available that taste bad if your puppy insists on chewing on the same things.
- It is paramount that you be present to catch your puppy in the act of chewing. Never scold "after the fact".

It may be cute now, but will it be when your pet is grown?!

Dental Care

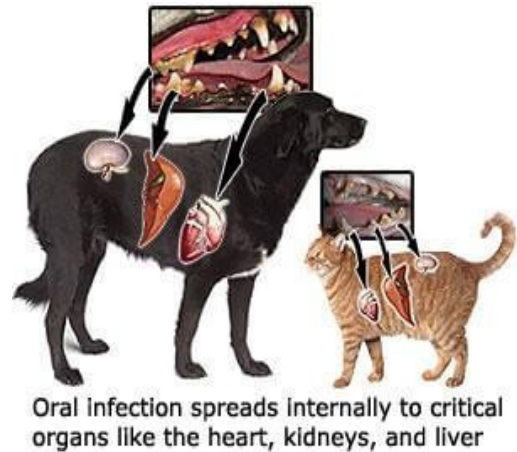


- **Loss of Deciduous (Baby Teeth):**
 - Incisors: 4 months
 - Canines: 5 months
 - Premolars and Molars: 6 to 7 months – This is when most puppy owners notice some blood on chew toys.
- **Begin the habit as early as possible to create a good habit:**
 - Brushes: Begin with a finger brush and graduate to a standard brush as your puppy matures.
 - Toothpaste: There are many flavors in the pet section of most department stores. Childrens toothpaste is an acceptable option. Never use adult toothpaste
 - Technique: Brush only the outer surface of each tooth.
- **Chew Toys - Chewing promotes healthier teeth:**
 - Items that maintain their mild abrasive qualities. Rawhides get mushy and offer no mechanical action on teeth.
 - Horns, antlers, bully sticks, nylon bones
 - Real bones should be used with extreme caution. Only use beef bones and never the knuckles, as the cartilage can break off and become lodged in the GI tract.

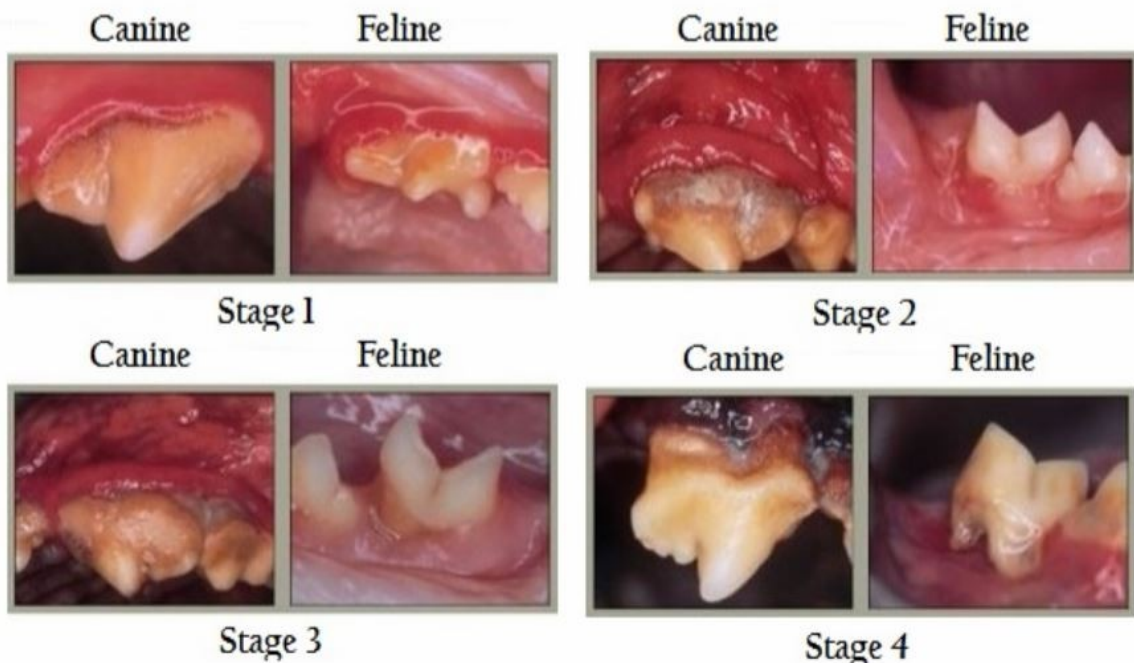
Dental Care

(Continued)

- Periodontal Disease can be life threatening
 - Heart: Bacterial plaques attach to the leafs of the heart valves causing heart murmurs and congestive heart failure.
 - Abscesses and enzymatic damage affects the kidneys and liver.



Stages of Periodontal Disease



Notes:

